

Trash Mortar Diverter™

TMD 9548

Maintain Clear Cavity Behind Brick



Applications

☑ Full Brick

Trash Mortar Diverter catches & holds mortar squeezings above weeps & allows water to drain out of the wall

Prevent Mortar Dams Behind Brick

Keeping a clear cavity for drainage & ventilation in brick walls is essential for the long-term performance of the wall. Holding the mortar 10" above the weeps isn't enough. Use Trash Mortar Diverter to catch mortar squeezings and keep a functioning cavity in brick veneers.



4' Sections of Trash Mortar Diverter are easy to install

The MTI Advantage

- ☑ Holds & Encapsulates Trash Mortar
- ☑ Funnels Moisture to Bottom of Cavity
- ☑ Lightweight, But Not Fluffy
- ☑ Easy to Install
- ☑ 100% Recycled Content



Trash Mortar Diverter is placed in the cavity on brick ties

MTI MASONRY
TECHNOLOGY
INCORPORATED

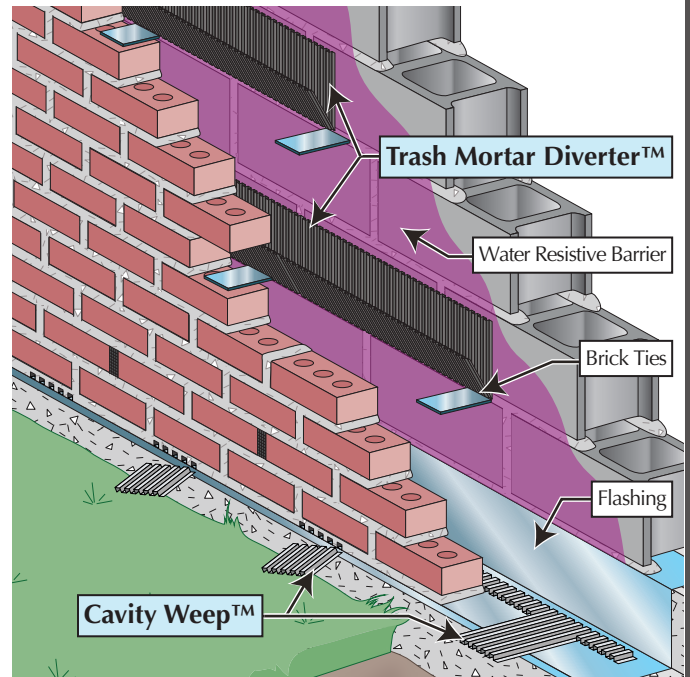
May 2018

Detail Drawings • BIM • Free Consultation • Videos
info@mtidry.com 800-879-3348 MTIdry.com

Installation

- Insert Trash Mortar Diverter™ into cavity with “V” pointed downward and short edge facing the installer
- Arrange Trash Mortar Diverter in a “checkerboard”, “stairstep”, or architect / engineer-recommended pattern
- Use only in cavities of 1½” or more

Complete Installation at MTIdry.com/installation



Technical Information

Material Description

High impact polystyrene sheets, 0.024 inch (0.6 mm) thick, formed with corrugations.

UV Exposure

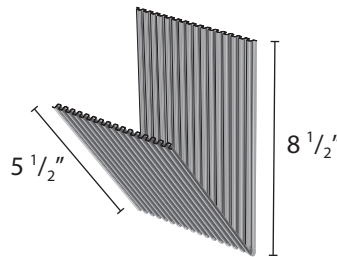
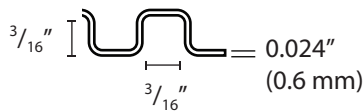
Over 9 weeks in accelerated UV testing (ASTM G 154)

Fungi Resistance

Does not support fungal growth (ASTM C 1338)

Trash Mortar Diverter

TMD 9548



Related Products:

- Cavity Weep™
- Head Joint Weep™

Piece	4 ft
Bundle	40 ft / 10 pieces
Box	240 ft / 60 pieces
Pallet	2,400 ft / 600 pieces

Questions about application, installation or ordering?
MTIdry.com/trash-mortar-diverter

