


Retrofit Brick Tie™

Fastened to Wood Studs From Interior



Applications

- ✔ Brick Restoration

Retrofit Brick Tie used in Post-Flood Rainscreen Application

First Interior-Installed Retrofit Brick Tie

The Retrofit Brick Tie was developed for flooded homes. The Retrofit Brick Tie allows the brick veneer to be anchored to the stud framing from the interior.



The Retrofit Brick Tie features holes for attachment to studs and embedding in epoxy

The MTI Advantage

- ✔ First Interior Applied Retrofit Brick Tie

It's Why You Use MTI:

The First Interior-Applied Retrofit Brick Tie

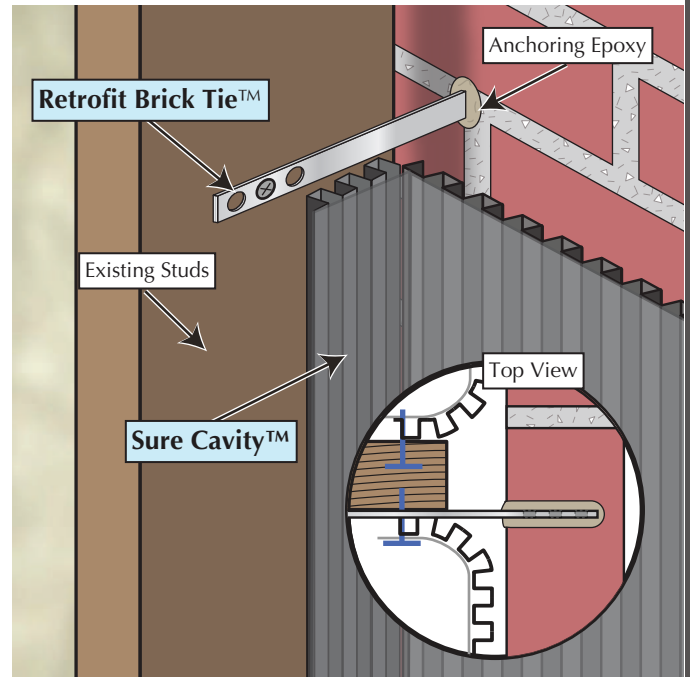
*Patent Pending

MTI MASONRY
TECHNOLOGY
INCORPORATED

Detail Drawings • BIM • Free Consultation • Videos
info@mtidry.com 800-879-3348 MTIdry.com

Retrofit Brick Tie™ Installation

- From the interior drill a 2" deep, 3/8" diameter hole in mortar joint next to studs
- Insert Retrofit Brick Tie and fasten to stud
- Fill hole in mortar joint with anchoring epoxy
- Install Retrofit Brick Ties every 16" vertically on studs

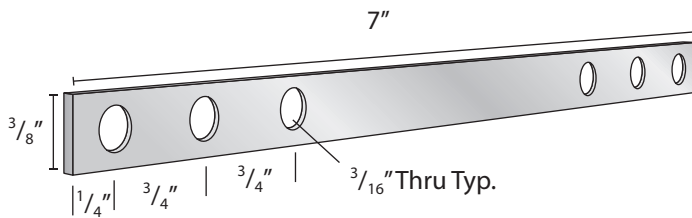


Technical Information

Material 304 stainless steel
Description

MTI Retrofit Brick Tie

Retrofit Brick Tie
 RBT 7381



Related Products:

- Sure Cavity™ Rainscreen

Pieces per box 400

Retrofit Brick Tie™
 Fastened to Wood Studs From Interior

Questions about application, installation or ordering?
MTIdry.com

MTI MASONRY
 TECHNOLOGY
 INCORPORATED